

IMPORTANT: Vaccine Reservation Guideline for International Students

(Updated as of August 9th, 2021)

1. Introduction

- The Republic of Korea (ROK) Government will start receiving reservations for vaccines to those aged 18-49, Koreans and foreigners, starting August 9th, 2021.
- Those in this age group will receive either Pfizer or Moderna (both are mRNA) vaccine, depending on the quantity of vaccines available on the reserved date.
- Both vaccines require 2 doses, and the 2nd Dose will automatically be reserved on the date 4 (four) weeks from the 1st Inoculation.
- Once reserved, you can be vaccinated from August 26th, 2021 onwards.
- You may only reserve your own vaccine – substitute reservation is not allowed.

2. Guidelines on Reservation (Only those with a Korean Phone Number)

- Starting on August 9th, the ROK Government will implement 10-Day Division to avoid people from being focused on the first date of reservation. You should check the 6th Digit of the Alien Registration Number (the last digit of your birthday) to check when you can reserve the vaccines. The details are as follows:
 - ✓ August 9th, 2021 (20:00) ~ August 10th, 2021 (18:00): Last Digit 9
 - ✓ August 10th, 2021 (20:00) ~ August 11th, 2021 (18:00): Last Digit 0
 - ✓ August 11th, 2021 (20:00) ~ August 12th, 2021 (18:00): Last Digit 1
 - ✓ August 12th, 2021 (20:00) ~ August 13th, 2021 (18:00): Last Digit 2
 - ✓ August 13th, 2021 (20:00) ~ August 14th, 2021 (18:00): Last Digit 3
 - ✓ August 14th, 2021 (20:00) ~ August 15th, 2021 (18:00): Last Digit 4
 - ✓ August 15th, 2021 (20:00) ~ August 16th, 2021 (18:00): Last Digit 5
 - ✓ August 16th, 2021 (20:00) ~ August 17th, 2021 (18:00): Last Digit 6
 - ✓ August 17th, 2021 (20:00) ~ August 18th, 2021 (18:00): Last Digit 7
 - ✓ August 18th, 2021 (20:00) ~ August 19th, 2021 (18:00): Last Digit 8
- If Students miss their time for reservation, they may also reserve it during the age group vaccination dates as per below:
 - ✓ August 19th, 2021 (20:00) ~ August 20th, 2021 (18:00): Ages 36~49
 - ✓ August 20th, 2021 (20:00) ~ August 21st, 2021 (18:00): Ages 18~35
 - ✓ August 21st, 2021 (20:00) ~ September 18th, 2021 (18:00): Ages 18~49

3. How to Reserve using the Website (Only with a Korean Phone Number)

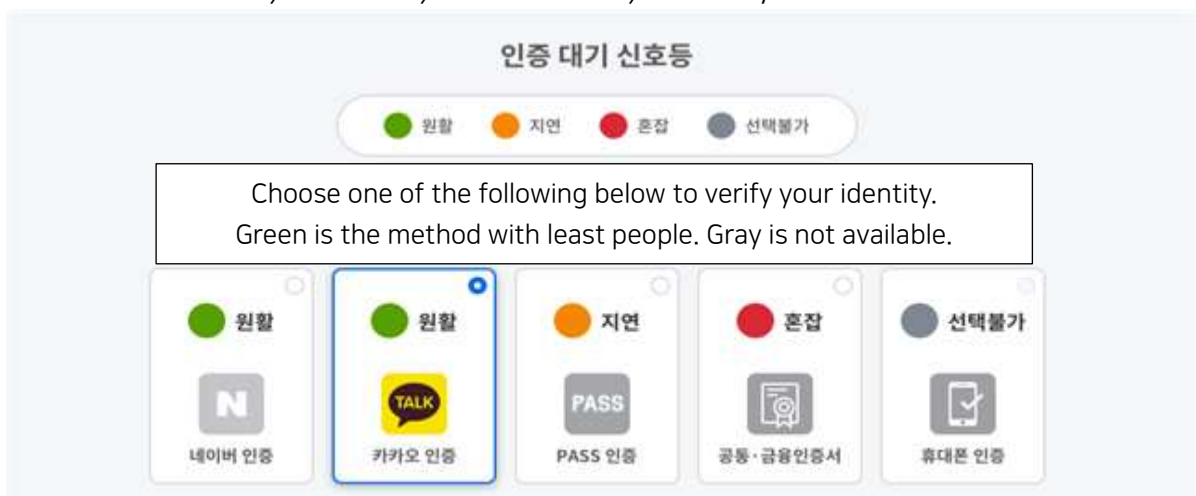
**** We highly suggest that you do this with a Korean-speaking friend. ****

1. Visit the website <https://ncvr.kdca.go.kr>. You will see the screen below:
Check the Box, and Click '확인'



2. Verify your identity through one of the methods below:
(They are in order of Naver / KakaoTalk / PASS / Certificate / Cell Phone)

(Naver, KakaoTalk, and PASS requires you to be issued with their certificate prior to verification – so we suggest that you use Phone Number verification.) Do not use Certificate unless you already have one on your computer / flash drive.



Naver

Kakao

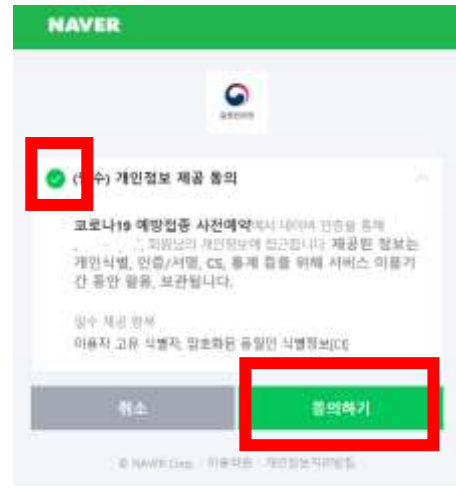
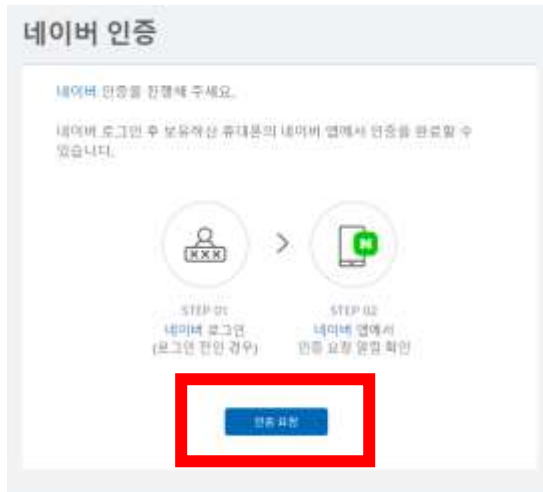
PASS

Certificate

Phone Num.

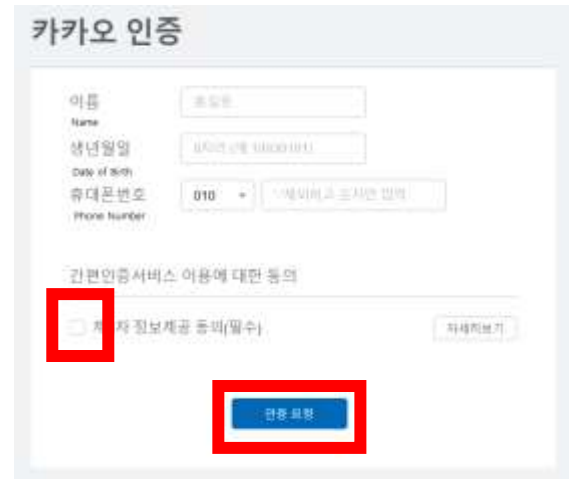
Once you click them, you will see one of the following screens:

Naver



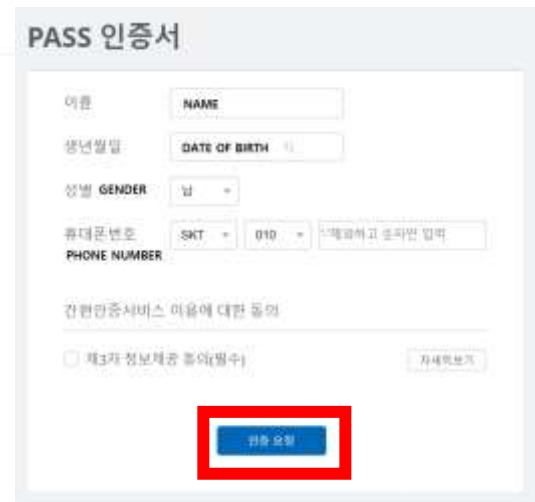
➔ Check your Phone's Naver APP to verify using Face ID / Fingerprint

Kakao



➔ Check your Phone's KakaoTalk to verify using Face ID / Fingerprint

PASS



➔ Check your Phone's PASS APP to verify using Face ID / Fingerprint

Phone Number

휴대폰본인확인(문자)

이름 NAME

내외국인 내국인 KOREAN / FOREIGNER

생년월일 DATE OF BIRTH

성별 남 GENDER

휴대폰번호 SKT PHONE NUMBER

휴대폰인증서비스 이용에 대한 동의 [인세동의](#)

- 개인정보 수집/이용/취급위탁 동의(필수) [자세히보기](#)
- 본인확인서비스 이용약관 동의(필수) [자세히보기](#)
- 고유식별정보처리 동의(필수) [자세히보기](#)
- 통신사 이용약관 동의(필수) [자세히보기](#)

[인증 요청](#)

→ Check the Verification Code sent through SMS to verify yourself.

3. Once you succeed in verifying your identity, you will see screen below:
Fill in the necessary items, as guided below:

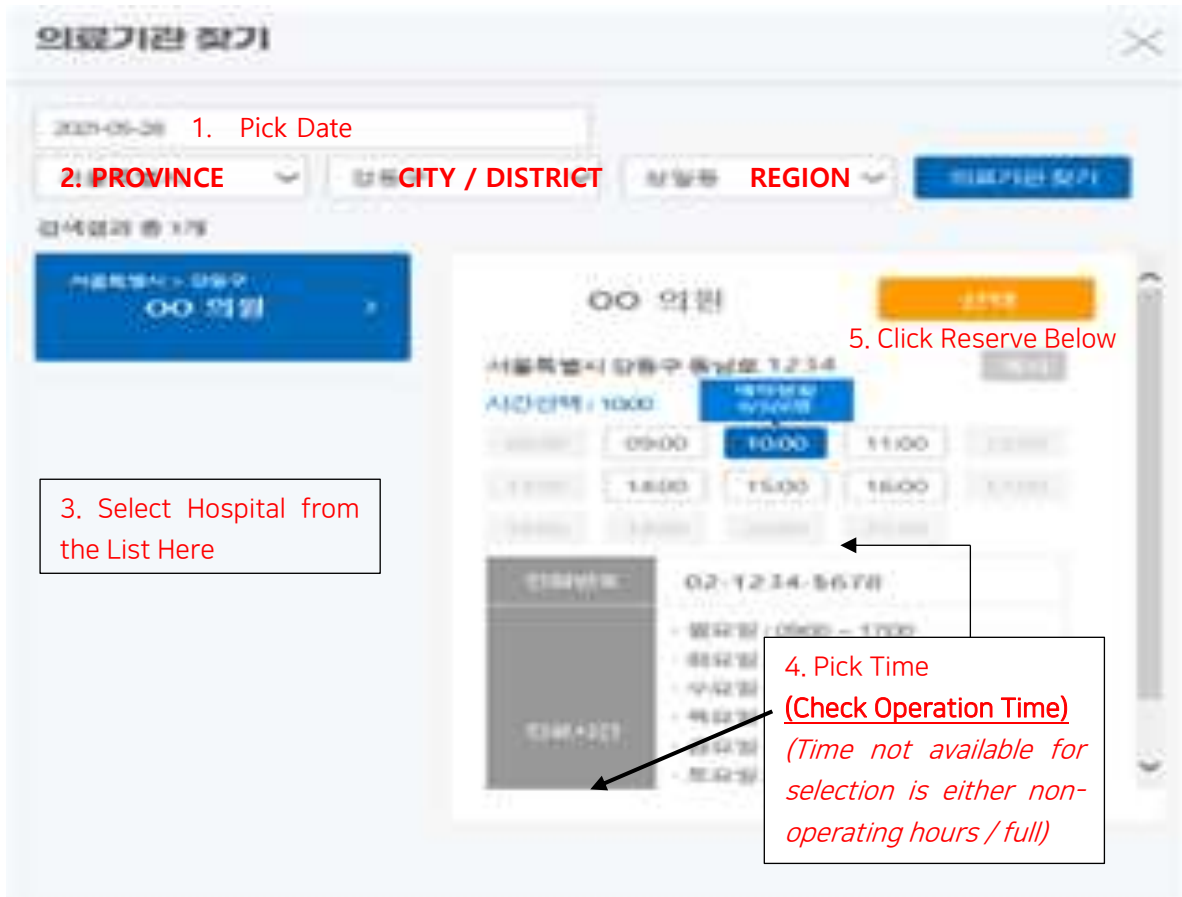
※ 본인 예약만 가능하며, 대리예약은 불가능합니다.

※ 본인 인증된 사용자를 변경하거나, 이전화면으로 돌아가면 인증 및 대기열을 다시 진행하셔야 합니다.

| | |
|---------------------------------------|--|
| 이름 * | NAME |
| REGISTRATION NUMBER | <input type="text"/> - <input type="text"/> CHECK ELIGIBILITY |
| 예약대상 백신 | - If successfully verified, the left screen will show type of vaccine and type of reservation. |
| 예약대상자 구분 | - Check before proceeding further. |
| PHONE NUMBER | <input type="text"/> - <input type="text"/> - <input type="text"/> Must be a phone number on your identity. ※ 본인 명의의 휴대폰이 아닌 경우, 휴대폰 본인인증이 불가하므로 콜센터 및 의료기관을 통해서만 예약할 수 있습니다. ※ 예약정보는 휴대폰 번호로 전송해드리오니, 확인 후 예약일시에 맞춰 의료기관에 방문해주세요. |
| APPLICATION TO NOTIFY YOU OF SCHEDULE | 백신접종 일시, 장소, 주의사항 등을 휴대폰으로 알려드립니다. KakaoTalk <input type="radio"/> 네이버앱 Naver <input type="radio"/> 카톡(카카오톡) <input type="radio"/> 토스(toss) <input type="radio"/> 문자메시지 SMS <input type="radio"/> 수신받지 않음 I do not wish to be notified. |
| SELECT FACILITY & VACCINATION DATE | CLICK HERE After completing selection, click Reserve to confirm. -----> Reserve 취소 |

※ 부득이한 사정으로 인하여 예약일시에 백신접종을 진행하지 못한 경우, 접종 미완료가 확인될 때까지 예약이 불가능하오니 신중하게 선택해주세요.

4. You can choose the date, location, and time of vaccination as per below:



5. Once you confirm your reservation, you will see a screen below, and will receive confirmation as well through SMS or App (Naver, KakaoTalk, Toss) Notifications:



Frequently Asked Questions

1. What if I do not have a Korean Phone number?
 - A. You can be assisted to call the Call Center of your region to reserve the vaccine during the designated period. List can be found at:
<https://ncv.kdca.go.kr/menu.es?mid=a11709010000>
2. What should I prepare before being vaccinated?
 - A. You must be in a healthy condition on the date of vaccination (you will answer series of questionnaires), and must prepare your Passport + ARC when visiting the vaccination site.
3. Am I allowed to take my masks off when I am fully vaccinated?
 - A. No. Until at least 70% of population is fully vaccinated, you are not allowed.
4. Will there be way to prove that I am vaccinated?
 - A. Yes, you can use the COOV app, developed by the Korean Government, or print Certificate of Vaccination from nearest government office / website.
5. Are there benefits to being vaccinated?
 - A. Yes, Korean Government is offering incentives, such as exemption from self-quarantine, number of people in gatherings / events, etc. for those fully vaccinated – meaning that at least 14 days have passed after their 2nd Dose. University is considering to offer incentives, such as sleep-outs to those fully vaccinated (TBD).
6. Can I choose where to be vaccinated?
 - A. You can choose any hospitals participating in the program near to you.
7. Will I be free to travel after being fully vaccinated?
 - A. As it is being practiced right now, there are no restriction in traveling elsewhere within Korea. However, as the cases are still high, you should continue to practice caution in traveling as you are doing so right now.
8. Are there any side effects?
 - A. Side effects may vary from person to person, from mild fever and soreness to myocarditis & pericarditis (extremely rare). Details regarding possible side effects should be referred to CDC's website at <https://www.cdc.gov/coronavirus/2019-ncov/vaccines/expect/after.html>